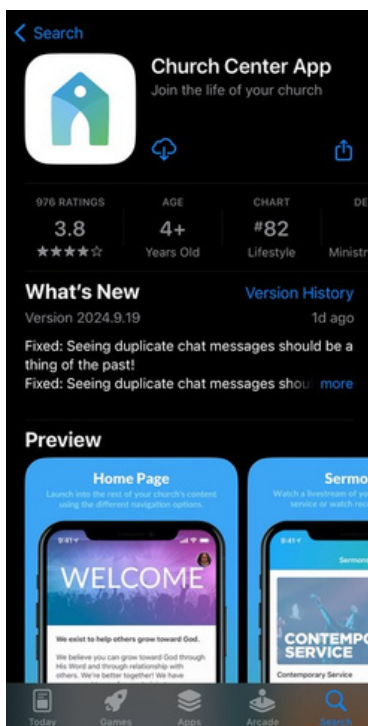


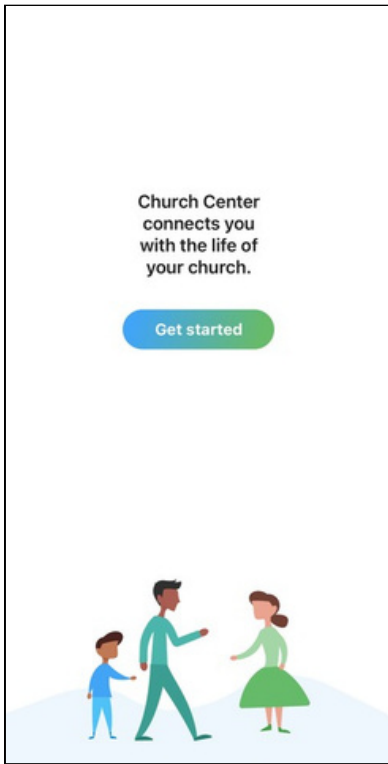
Download and Setup Guide For Church Center App



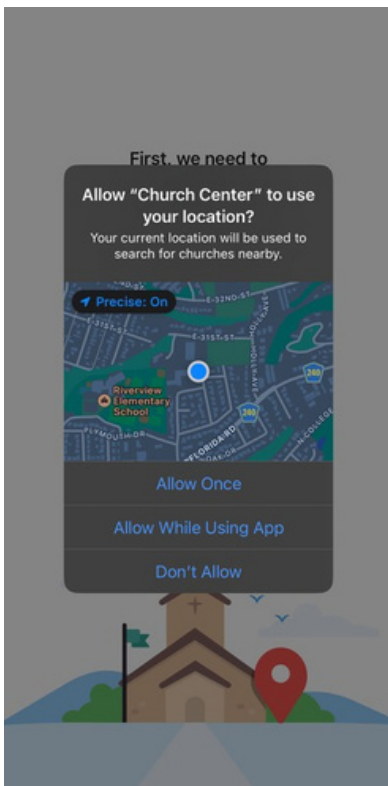
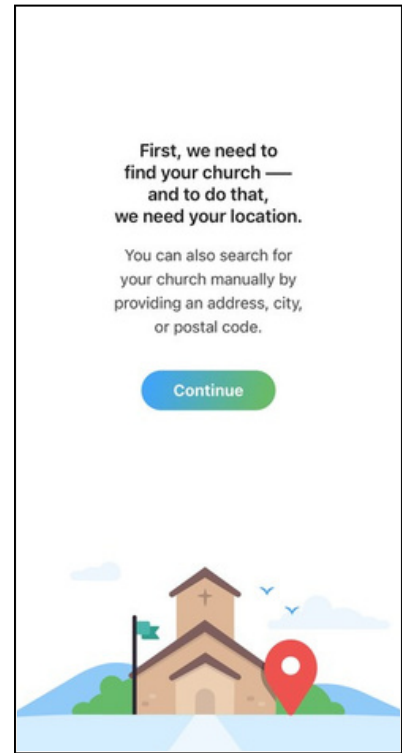
Download the Church Center App in Google Play or the App Store



1. This guide uses screenshots from an iPhone, but the same steps apply for android in the google play store.
2. Search for "Church Center" in whichever app store you use, OR scan the QR code to take you right to it.
3. Once the app is downloaded, open the app.



Click "Get Started" Click "Continue"



The easiest way to find the church is to let the app use your location. You only need to allow this once. If you don't want to let the app read your location, not a problem. You can search another way!

Logging In

If you let the app use your location and you are in Park Ridge, it should find the list of churches easily. Select "St. Andrews Lutheran Church!" from the list. If you don't want to give the app your location, search for Park Ridge, IL and the same list should appear.

Now that you have selected ST. Andrews, Check to make sure you have the correct church. You should see our logo, address, and website URL. Once you've confirmed you have our church, select "log in."

The app will prompt you to enter your mobile phone number. Do that and hit "next." The following instructions will change based on if you exist in our database already, or not.

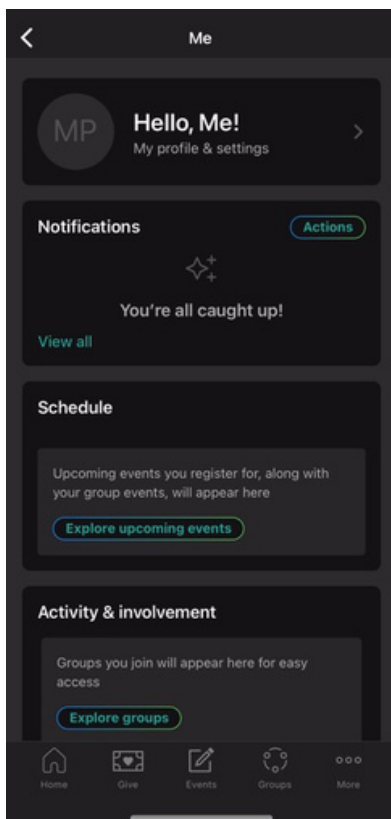
If you already have an active profile that exists in our database, the app will text you a code to the number you entered. Type that code in the appropriate field.

Once you do that, the app will bring up the profile that matched with your mobile phone number. Click on that profile, and you'll be logged in! Skip to the next page.

If your mobile phone number does NOT match any in our database, you'll be prompted to enter your email address next. This is to create your profile so that we have all of your information!

Don't worry, we will never sell, misuse, or give away any of your personal information.

Check the email that you entered. You should have received a verification code from the app to make sure your email was correct. Type in that code and hit "next."



Once you're all logged in and set up, you're done! Our new app has: -Notifications -Groups - Easy Giving -Events -Church News - Directory- and More